


How to make an outbound phone call on the web platform

Last Modified on 05/13/2021 12:07 pm EDT



How to Make a Phone Call on the Anytime Pediatrics Web Platform


- Log in to the Anytime Pediatrics [platform](#) on a Google Chrome web browser



- Go to the patient tab at the top of your screen and select patient. Search for the patient you would like to call and click on the patient's name to be taken to their patient profile.
- From the patient's profile page, you will be able to make an outbound phone call to the patient. The phone number from their patient profile will default, but you can freely input a different phone number without changing the number on their patient profile. Once the correct phone number is entered/verified, click Call Patient to make the phone call.


Actions

Actions

 Schedule Appointment

 Add Patient

2158804661

Call Patient 

- Click End Call to disconnect

2158804661

End Call