


# How to Add your Practice Code (App)

Last Modified on 06/09/2021 3:31 pm EDT




## How to add a practice on the Anytime Pediatrics Application

- Log into the Anytime Pediatrics Application on your IOS or Android device



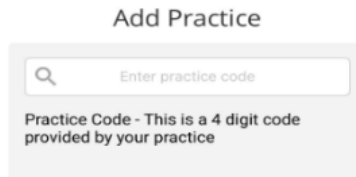
- Click on the Practice Icon at the bottom of your screen



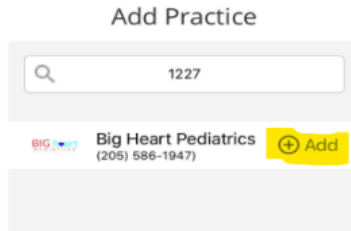
- Click on the Add button



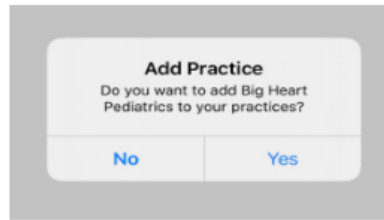
- Enter your Practice's practice code




- Once you have entered the practice code, select Add to add the practice.



- 
- Next, you will get a pop-up where you will need to click Yes to confirm adding this practice to your account.



- Once the practice has been added, you will see a checkmark next to the practice. Click on the Close button to go back to your My Practice's page.



- 
- If you would like to remove a practice, click on Remove to delete the practice from your list.

