

How to Add your Practice Code (web)


Last Modified on 06/28/2021 1:32 pm EDT




How to add a practice to your Anytime Pediatrics platform

[Haga clic aquí para ver este artículo en español](#)

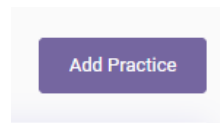
- Log in to your account on the [web platform](#) on a Google Chrome web browser.



- Select the Practices tab at the top of your screen.



- Select Add Practice in the top right-hand corner of your screen



- Enter your pediatrician's office 4 digit practice code, and click search.

Add Practice

Practice Code - This is a 4 digit code provided by your practice. If you do not have a practice code, please call your practice or check their website. If you would like to see a list of available pediatric clinician offices in your state, close this window and click the Request a Visit Button.

- Once the practice populates, select **Add Practice** to add the practice to your profile.

Add Practice

Practice Code - This is a 4 digit code provided by your practice. If you do not have a practice code, please call your practice or check their website. If you would like to see a list of available pediatric clinician offices in your state, close this window and click the Request a Visit Button.

Hours

Sunday 07:00 AM to 07:00 PM CST
Monday 08:00 AM to 10:00 PM CST
Tuesday 08:00 AM to 08:00 PM CST
Wednesday 06:00 AM to 06:00 PM CST
Thursday 08:00 AM to 10:00 PM CST
Friday 08:00 AM to 11:00 PM CST
Saturday 07:00 AM to 07:00 PM CST

Contact

(205) 586- 1947

BIG heart
pediatrics



- If you do not know your practice code, call your practice or check their website to gather this information.